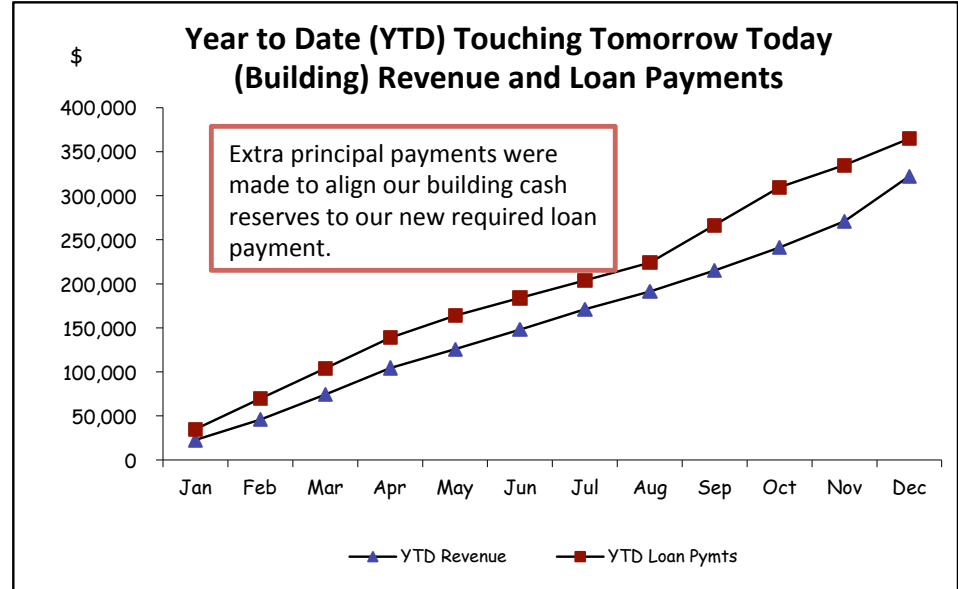
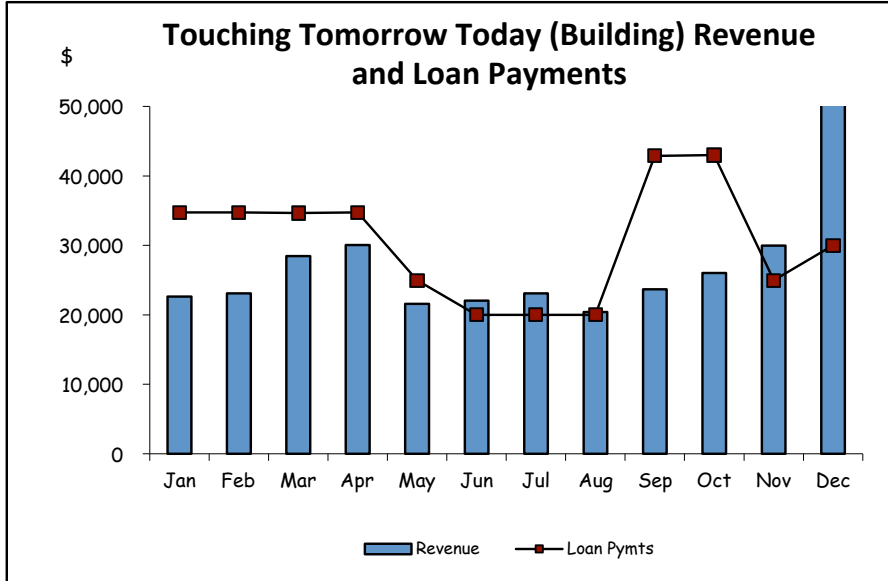
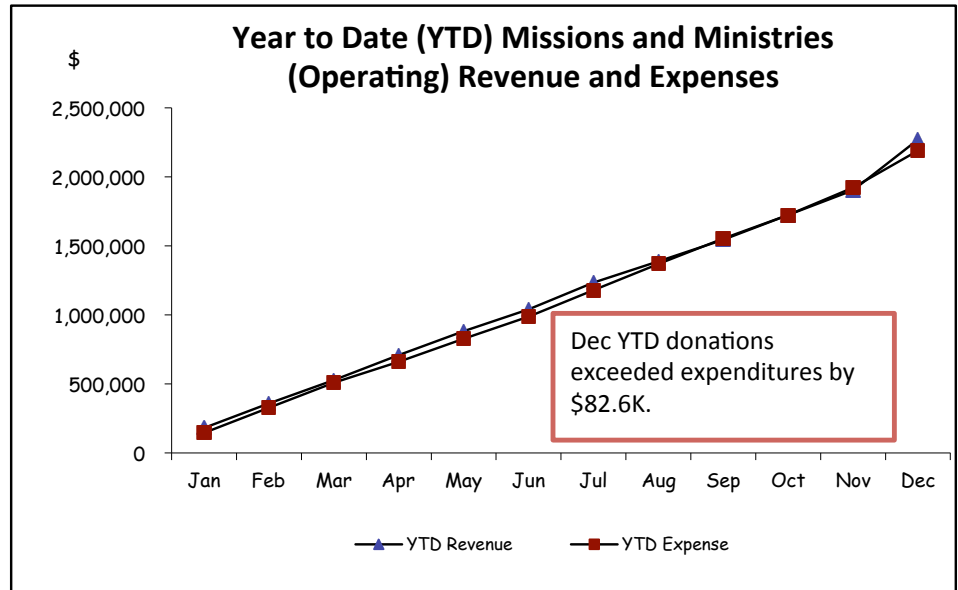
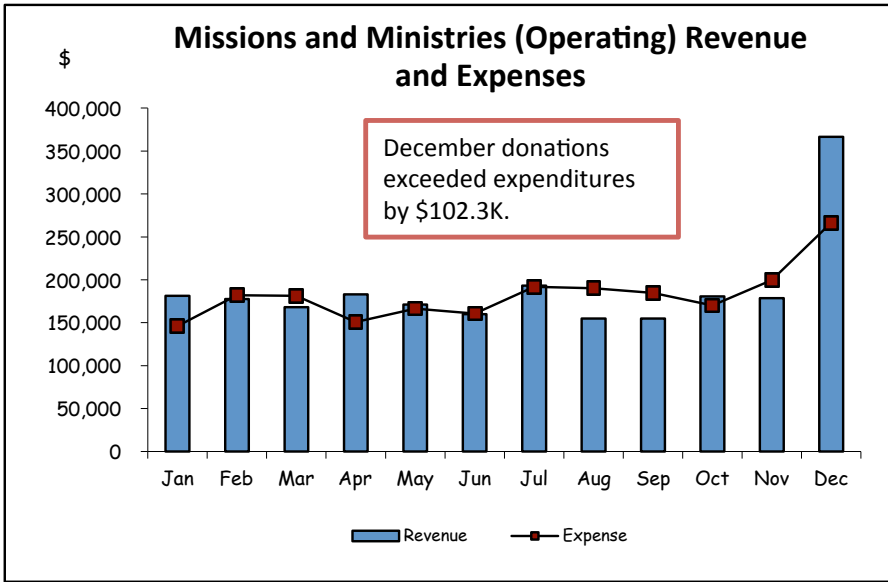


First United Methodist Church-Cary 2011 Overview





Cash Flow Analysis

Missions and Ministries (Operating)

Donations
Expenditures

Cash Flow

Touching Tomorrow Today (Building)

Donations
Used cash reserves to align to new loan pymt
Loan Payments
Interest
Principal
Total Loan Payments

Cash Change

Total Cash Flow- Positive/(Negative)

December 2011	
Month to Date	Year to Date
\$ 366,516	\$ 2,270,029
\$ 264,206	\$ 2,187,469
\$ 102,310	\$ 82,560
\$ 51,248	\$ 322,366
	\$ 45,868
\$ 447	\$ 10,165
\$ 29,553	\$ 354,579
\$ 30,000	\$ 364,743
\$ 21,248	\$ 3,491
\$ 123,557	\$ 86,051

Missions and Ministries (Operating):

December donations exceeded expenditures by \$102.3K. Year to date donations exceeded expenditures by \$82.6K.

Touching Tomorrow Today (Building):

Extra principal payments were made to align our building cash reserves to our new required loan payment.



Cash Status

	December 2011		
	Operating	Building	Total
Bank Balances	\$ 752,027	\$ 58,919	\$ 810,946
Vanguard	\$ -	\$ -	\$ -
Total Cash / Cash Equivalent	\$ 752,027	\$ 58,919	\$ 810,946
Restricted Accts	\$ 468,644	\$ -	\$ 468,644
Two and half (Operating) /Three (Building) Month Reserve	\$ 481,259	\$ 26,500	\$ 507,759
Required Reserve	\$ 949,903	\$ 26,500	\$ 976,403
Cash short fall	\$ (197,876)	\$ 32,419	\$ (165,457)
% of Reserve Funded	79%	222%	83%

Our cash/cash equivalent accounts hold a balance of \$811K. Our desired reserve of \$976K is required to fund restricted accounts, a 2.5 month reserve for operations and 3 months of debt service. These are the benchmarks that have been used historically. We currently have 83% reserves funded.

Debt Status

FUMCC's Notes Payable balance as of December 31, 2011 is \$169.6K (parking lot debt).

Interest on the parking lot loan is prime minus .500%. The parking lot loan is a 5 year loan with maturity on December 15, 2013. We expect to pay off this loan in August 2012.

2011

First United Methodist Church - Cary

Month-to-date (MTD) and Year-to-date (YTD) Income Statement

Accounts	December MTD		December YTD			Comments
	Actual	B/(W) to Budget	Actual	B/(W) to Budget	Remaining Budget	
Income						
Missions and Ministries (Operating)	363,174.14	7,074.14	2,233,064.82	16,964.82	(16,964.82)	
General Loose	2,769.00	269.00	28,040.30	(1,959.70)	1,959.70	
Interest Banking	57.54	57.54	683.32	683.32	(683.32)	
Sunday School Receipts	514.91	(110.09)	7,086.29	(413.71)	413.71	
Misc Income	0.00	0.00	0.00	0.00	(1,154.69)	
Total Operating	366,515.59	7,290.59	2,270,029.42	16,429.42	(16,429.42)	
Vanguard Dividends & Other Income	0.19	0.19	1.29	1.29	(1.29)	
Building Bank Interest	4.49	4.49	78.91	78.91	(78.91)	
Touching Tomorrow Today (Building)	51,247.67	31,243.18	322,287.55	13,397.55	(13,397.55)	
Total Building	51,247.67	31,247.67	322,366.46	13,476.46	(13,476.46)	
Total Revenue	417,763.45	38,538.45	2,592,397.17	29,907.17	(29,907.17)	

2011

First United Methodist Church - Cary

Month-to-date (MTD) and Year-to-date (YTD) Income Statement

Accounts	December MTD		December YTD			Comments
	Actual	B/(W) to Budget	Actual	B/(W) to Budget	Remaining Budget	
Christian Formation						
Worship	5,757.99	(2,410.38)	33,807.75	6,362.25	6,362.25	
Altar Guild	546.73	(38.36)	7,151.92	(1,051.92)	(1,051.92)	
Education	3,865.99	(2,807.62)	16,847.19	(4,147.19)	(4,147.19)	
Youth Ministry	5,105.23	(3,147.08)	30,317.90	(6,817.90)	(6,817.90)	
Children's Ministry	2,176.28	398.50	29,991.24	908.76	908.76	
Age Level Ministries	69.98	209.15	2,168.06	1,181.94	1,181.94	
Disciple Program	15.95	325.68	275.82	3,824.18	3,824.18	
Emmaus	0.00	41.74	132.95	367.05	367.05	
Total Christian Formation	17,538.15	(7,428.37)	120,692.83	627.17	627.17	
Congregational Care/Celebration Servie						
Health Ministries	0.00	58.37	32.00	668.00	668.00	
Stephen Ministry	64.62	352.01	4,186.28	813.72	813.72	
Special Ministries	0.00	108.37	1,300.00	0.00	0.00	
Celebration Service	778.58	(220.21)	3,341.58	3,358.42	3,358.42	
Total Congregational Care/Celebration Service	843.20	298.54	8,859.86	4,840.14	4,840.14	
Leadership Development						
SPPRC	106,071.45	(4,313.47)	1,199,176.73	21,917.71	21,917.71	
Church Council	0.00	1,350.00	6,730.36	9,469.64	9,469.64	
Communications	2,011.01	(1,281.88)	11,751.75	(3,001.75)	(3,001.75)	
Lay Leadership Development	782.00	(469.50)	2,894.26	855.74	855.74	
Historical Committee	0.00	0.00	0.00	0.00	0.00	
Total Leadership Development	108,864.46	(4,714.85)	1,220,553.10	29,241.34	29,241.34	
Outreach Ministries						
Missions	74,046.92	(60,713.66)	161,569.85	(1,569.85)	(1,569.85)	
Evangelism	90.00	296.73	1,000.00	3,640.65	3,640.65	
Diversity Work Area	795.20	(545.20)	3,017.00	(17.00)	(17.00)	
Disaster Preparedness	0.00	0.00	0.00	0.00	0.00	
Creation Care	0.00	41.63	217.76	282.24	282.24	
Total Outreach Ministries	74,932.12	(60,920.50)	165,804.61	2,336.04	2,336.04	
Stewardship Ministries						
Board of Trustees	32,032.34	(3,674.08)	322,494.62	17,805.38	17,805.38	
Church Office	2,983.67	303.83	36,581.79	2,868.21	2,868.21	
Finance Committee	1,176.16	1,015.58	21,688.38	4,611.62	4,611.62	
Conference Programs	23,188.87	(0.18)	247,341.00	(0.18)	(0.18)	
Computer Committee	2,456.37	(89.74)	27,082.86	1,317.14	1,317.14	
Technical Ministries	184.48	1,169.38	10,325.21	5,919.79	5,919.79	
Stewardship	5.99	1,494.01	4,190.69	13,809.31	13,809.31	
Building Committee	0.00	0.00	0.00	0.00	0.00	
Long Range Planning	0.00	0.00	0.00	0.00	0.00	
Endowment Committee	0.00	4.13	0.00	50.00	50.00	
Columbarium Committee	0.00	416.63	1,854.00	3,146.00	3,146.00	
Parking Lot Loan Interest	446.93	518.07	10,164.61	2,765.39	2,765.39	
Total Stewardship Ministries	62,474.81	121.49	681,723.16	46,761.88	52,292.66	
Total Expense	264,652.74	(72,643.69)	\$2,197,633.56	83,806.57	89,337.35	
Net Income	153,110.71	(33,069.10)	394,763.61	119,244.52	(119,244.52)	